



# Pro Xp<sup>®</sup> Electrostatic Spray Guns

Expert Performance, Durability and Flexibility for Your Production Needs



# Experienced Painters Rely on Expert Performance

Graco's high performing electrostatic spray guns keep getting better. With more models to choose from, you'll get the performance you expect – now with greater spraying flexibility for ever-changing production needs.

## Perform Above The Rest

- Each electrostatic gun meets strict requirements for spray pattern, mechanical and electrical performance
- Aircaps and spray tips deliver superior quality finish in any application
- High transfer efficiency equals less waste, saving you money on material

## Last Longer


- Built-in durability means each gun is designed to last – and made in the USA
- Easy-to-repair guns are backed by a three-year warranty and A+ Service

## Boost Productivity

- Pro Xp guns reduce operator fatigue by eliminating heavy power cords
- Painters experience less muscle strain when using ergonomic, lightweight gun
- Durable components mean less time fixing and more time spraying

## Flex To Your Application

- More models bring flexibility to paint line production needs
- Application-specific guns fulfill requirements out-of-the-box – without having to retrofit with accessories



Made in the USA



Have Questions...

**Contact Us**

Call 877-84GRACO  
(1-877-844-7226)

Visit [Graco.com/ProXp](http://Graco.com/ProXp)

## The Right Equipment for Your Application

# Ready to spray out-of-the-box

Whatever your application, we have the electrostatic spray gun model for you. You asked. We listened. Our new Pro Xp air spray models are designed to support your application needs. They come ready to spray out-of-the-box – without modifications.



### Round Spray

Two new round spray nozzle and air cap combinations boost transfer efficiency on a gun model or as an accessory.

- Bell-like round spray and electrostatics maximize wrap around cylindrical objects.
- Round spray forms small to medium patterns at lower fluid flow rates with less airflow. This low velocity spray allows for minimal overspray.



### Soft Spray

The soft spray gun models are ideal for spraying small, lightweight parts with a high quality finish.

Reduced acceleration of atomizing air helps keep the part in place while it's being sprayed, resulting in consistent small part coverage and transfer efficiency.



### Aerospace

Don't let the name fool you. This electrostatic spray gun isn't just for painting airplanes. It's for whenever you need to quickly cover large areas with the finest finish.

The aerospace aircap is engineered to atomize at high paint flow rates. The gun models include durable components made for spraying high solid materials and somewhat abrasive coatings.



### Fixed Fluid Flow

This gun model is made to last when applying extremely abrasive materials. No fluid adjustment knob eliminates reducing fluid flow at the gun.

- An electrostatic on/off with a fixed fluid valve extends electrode and nozzle life
- More durable electrodes and nozzles extend applicator life



### HVLP

The High Volume Low Pressure (HVLP) air cap is labeled according to environmental standards. When used with the electrostatics off, this paint spray gun model still meets HVLP requirements.



### High Air Flow

A built-in air restrictor limits airflow – and wear – to the turbine and sends maximum airflow to the air cap. This gives painters the feel and reach they need to paint from a distance and around large, complex areas.



### Quick Fan Adjust

Operators have the ability to spray full fan pattern or a narrow pattern with the spring loaded quick fan knob.

## Pro Xp Electrostatic Spray Gun Technology

Continually improving durability, adjustment ease and spray performance

### Smart Controls



Now available as a



in addition to the 60 and 85 kV smart guns

#### Analyze Spray Performance

Bar graph shows kV and current. Alternator speed indicator displays electrostatic performance.

#### Adapt to Your Voltage Needs

Adjust quickly between low or high kV. Change the low setting in 5 kV increments with the push of a button.

#### Eliminate Guesswork

Diagnostic mode shows actual voltage, current and hertz.

#### Upgrade Easily

Remove cartridge quickly when ready to replace smart display.

## High Conductivity Kits

### Durability

More durable fluid tube improve longevity when spraying low resistivity materials, such as abrasives and metallic coatings

### Multiple Kits

40 kV, 60 kV, and 85 kV high conductivity kits available with a removable black fluid tube cover that allows operator to view fluid movement (or with only a see through protective cover)



## Improved Durable Components

### Precision High Wear Nozzles (PHW)

Nozzles have a metal tip for high wear protection in the fluid path and drop protection on the outer edge



### High Wear Electrodes


3 high wear electrode options designed for unique customer needs



## Easy-to-Size Nozzles

### Color Coding

New color-coding makes it easy to see the right size.



## Pro Xp Electrostatic Spray Gun Technology

# Consistent, high quality finishes with standard and smart applicators



**AEM & AEF Air Assist Tip Lines**

**AEM Tip** - Delivers a high quality finish for a variety of applications

**AEF Tip** - Designed with a pre-orifice which helps atomize paints for fine finish applications

**More Efficient Air Assist Aircap**

Increase transfer efficiency up to 10%

Improve spray performance and cleanliness

One-piece aircap is indexed for accurate positioning

## Pro Xp Air Assist Gun

Available in 60 and 85 kV, its excellent pattern control eliminates defects for a fine finish.

The 60 kV gun is the smallest and lightest air assist electrostatic gun on the market



**Fan Adjust Pattern Control**

Reduce overspray by changing the fan pattern width according to the size of parts

**Internal Power Supply**

Reduce operator fatigue with no heavy cords to slow you down

**Fluid Filter**

Integrated filter reduces clogging by keeping debris out of the tip

Four mesh sizes available

## Pro Xp Air Spray Gun

Superior quality spray consistently achieves high quality, Class A or decorative finishes.

Available in 40, 60 and 85 kV, it's the smallest profile gun with an internal power supply on the market.

### Alternator Speed Indicator

Indicator changes color with electrostatic performance on both standard and smart models

### Control Knobs

Convenient, easy to access and large knobs allow for easier gun adjustment

### Atomizing Air Control

Adjust air to fit your spraying needs

### Ergonomic Handle

Smooth, curved handle for comfortable spraying

### Internal Power Supply

Reduce operator fatigue with no heavy cords to slow you down

### High Wear Components

Unique design for abrasive materials  
Standard on High Conductivity guns

### Light Trigger Pull

Reduces muscle strain and operator fatigue

### Air Inlet Swivel

Increases maneuverability

## 40 kV Booster Gun

now with smart controls

### Transfer Efficiency

Get the transfer efficiency of a 60 kV gun in the compact size of a 40 kV gun.

### Ergonomics

Smaller and lighter ergonomics make it ideal for operators who work in tight spaces.

### Flexible

Available in smart display or standard models.



## Pro Xp Electrostatic Spray Gun Technology

Consistent, high quality finishes with waterborne materials



### Pro Xp WBx External Charge Waterborne Air Spray Gun

Reduce material and environmental costs without the expense and limitations of an electrostatic isolation system.



Waterborne material stays grounded in the gun and is charged at the tip of the electrostatic spray gun with the assistance of a probe.

Two probe options meet different customer needs.

- The long probe provides the best transfer efficiency and wrap
- The shorter probe is for low profile electrostatic charging

### Pro Xp 40 kV WBx Gun Models

Part Number	Description
L40M28	Smart 40 kV air spray gun
L40T28	Standard 40 kV spray gun

### Probe Kit

Part Number	Description
25E639	Long probe kit includes 2 probes
25E664	Short probe kit includes 2 probes



**No Tool Probe Removal**  
Turn 180° to remove



### Pro Xp Waterborne Gun

Our electrostatic gun models and packages are ideal for spraying waterborne materials with an isolation system.

### Pro Xp Air Spray Ordering Information

For low pressure spraying with an isolation system including the WB100

Part Number	Item	Description
L60T17	Pro Xp60 WB	Standard electrostatic air spray gun for waterborne coatings.
L60M17	Pro Xp60 WB	Smart electrostatic air spray gun for waterborne coatings.

For a complete list of parts and accessories, refer to the Pro Xp Waterborne Manual 3A2496.



### Pro Xp Air Assist Ordering Information

For high pressure spraying with an isolation system including the WB3000

Part Number	Item	Description
H60T18	Pro Xp60 AA WB	Standard electrostatic air assist gun for waterborne coatings.
H60M18	Pro Xp60 AA WB	Smart electrostatic air assist gun for waterborne coatings.

For a complete list of parts and accessories, refer to the Pro Xp Waterborne Manual 3A2497.



### Pro Xp Mold Release (MR) Gun

Our unique model for spraying mold release materials delivers fine atomized particles in a low-pressure spray with a fine finish tip. It connects to an isolation system, like the WB 100, and sprays with an AEM or AEF spray tip.

Part Number	Item	Description
L60M19	Pro Xp60 MR	Smart electrostatic air spray gun for waterborne mold release coating applications. Requires an AEM or AEF spray tip for operation.



## Pro Xp Electrostatic Spray Packages

Consistent, high quality finishes with a complete pump package



### Merkur®

#### Air Assist Fine Finish Spray Packages

The **Merkur® Air Assist Fine Finish Spray Package** pairs a **Pro Xp Air assist Gun** with a superior performance pump to provide consistent, class A finishes. Pump packages available in a variety of pressures, fluid outputs and configurations for your customers needs. For more information, please refer to [Merkur Spray Packages brochure](#).



### Triton®

#### Air-Operated Diaphragm Spray Packages

The **Triton® Air Spray Package** combines a **Pro Xp Air Spray Gun** with a Triton Air-Operated Diaphragm Pump to deliver a consistent spray pattern and uniform film thickness. This durable electrostatic spray gun and pump package requires little maintenance. For more information, please refer to [Triton Spray Packages brochure](#).



### WB3000™

#### Air Assist Waterborne Isolation System

Paired with the **Pro Xp WB Air Assist** gun, this portable isolation cabinet with Merkur ES 30:1 is designed to spray waterborne materials at high pressures. For more information, please refer to [Electrostatic Pro Xp Waterborne brochure](#).



### WB100™

#### Air Spray Waterborne Isolation System

This portable cabinet with a Triton Pump isolates waterborne coatings. It works well with a **Pro Xp Waterborne Air Spray Gun** or the **Pro Xp MR**. For more information, please refer to [Electrostatic Pro Xp Waterborne brochure](#).

# Return on Investment

## Calculate Your Savings

Your return on investment (ROI) quickly adds up with Pro Xp Electrostatic Guns. Compared to conventional air assist and HVLP guns, material savings with Pro Xp is up to 60 percent.

### ROI Calculator

Use these ROI calculators to see how much you can save when you replace conventional air assist and HVLP guns with Pro Xp Electrostatic Guns.

As you move up the Pro Xp product line, transfer efficiency increases and material waste decreases.

Example Facility	
Paint price per gallon	\$50.00
Gallons sprayed per day	X 5
Business days per month	X 20
<small>(Multiply to get total)</small>	
One Month Material Cost	<u>\$5,000.00</u>

**Pro Xp Air Spray Material Savings Compared to Conventional HVLP**

Pro Xp85	50%
Pro Xp40 kV Booster	40%
Pro Xp60	40%
Pro Xp40	30%
One Month Material Savings	<u>\$2,500.00</u>


**Pro Xp Air Assist Material Savings Compared to Conventional Air assist**

Pro Xp85	55%
Pro Xp60	45%


  

**Compared to Conventional HVLP**

Pro Xp85	60%
Pro Xp60	50%
One Month Material Savings	<u>\$2,750.00</u>



### Calculate Your Savings



[CLICK HERE](#) to access our online ROI calculator for your business.



# Ordering Information

## Pro Xp Air Spray

1. Define your application.
2. Choose the gun model that fits your needs.

## General Gun Models

Equipped with standard aircap, fluid tube, nozzle and electrode.

Part Number	Power Supply kV	Display Type	Nozzle Size	Recommended Coating Type
L40M10	40	Smart	1.5 mm (0.055 in)	Standard and Specialty Coatings
L40T10	40	Std	1.5 mm (0.055 in)	
L40T12	40	Std	1.2 mm (0.047 in)	
L60M10	60	Smart	1.5 mm (0.055 in)	
L60M12	60	Smart	1.2 mm (0.047 in)	
L60T10	60	Std	1.5 mm (0.055 in)	
L60T12	60	Std	1.2 mm (0.047 in)	
L60T21	60	Std	1.0 mm (0.039 in)	
L85M10	85	Smart	1.5 mm (0.055 in)	
L85M12	85	Smart	1.2 mm (0.047 in)	
L85T10	85	Std	1.5 mm (0.055 in)	
L85T12	85	Std	1.2 mm (0.047 in)	
L85T50*	85	Std	1.5 mm (0.055 in)	

\* Equipped with a quick-adjust fan valve

## High Conductivity Gun Models

Equipped with a longer High Conductivity fluid tube for spraying lower resistivity material. Models are also equipped with high wear electrode, precision high wear nozzle, and standard air cap.

Part Number	Power Supply kV	Display Type	Nozzle Size	Recommended Coating Type
L40M16	40	Smart	1.5 mm (0.055 in)	Abrasive and Metallic Coating
L40T13	40	Std	1.5 mm (0.055 in)**	
L40T16	40	Std	1.5 mm (0.055 in)	
L40T26	40	Std	1.2 mm (0.047 in)	
L60M16	60	Smart	1.5 mm (0.055 in)	
L60M26	60	Smart	1.2 mm (0.047 in)	
L60T13	60	Std	1.5 mm (0.055 in)**	
L60T16	60	Std	1.5 mm (0.055 in)	
L60T26	60	Std	1.2 mm (0.047 in)	
L85M16	85	Smart	1.5 mm (0.055 in)	
L85M26	85	Smart	1.2 mm (0.047 in)	
L85T16	85	Std	1.5 mm (0.055 in)	
L85T26	85	Std	1.2 mm (0.047 in)	
L85T56*	85	Std	1.5 mm (0.055 in)	

\* Equipped with a quick-adjust fan valve

\*\* Equipped with standard nozzle

## kV Booster Gun Models

The 40 kV Booster provides the transfer efficiency of a 60 kV gun in a smaller, more compact size. Equipped with standard aircap.

Part Number	Power Supply kV	Display Type	Nozzle Size	Recommended Coating Type
L40M14	40	Smart	1.5 mm (0.055 in)	General
L40M15	40		1.5 mm (0.055 in)	High Conductivity ^
L40T14	40	Std	1.5 mm (0.055 in)	General
L40T15	40		1.5 mm (0.055 in)	High Conductivity ^

^ High Conductivity gun models include a High Conductivity Fluid Tube, High Wear Nozzle and High Wear Electrode.

## Round Spray Gun Models

Equipped with round spray nozzle and air cap. Standard fluid tube, nozzle and electrode.

Part Number	Power Supply kV	Display Type	Nozzle/Aircap	Pattern Size
L40T31	40	Std	Small Pattern	4 in (102 mm)
L60T31	60			
L85T31	85			
L40T32	40		Medium Pattern	6 in (152 mm)
L60T32	60			
L85T32	85			
L60T11	60	Large Pattern	8 in (203 mm)	

## Soft Spray Gun Models

Equipped with soft spray air cap, standard fluid tube, nozzle and electrode.

Part Number	Power Supply kV	Display Type	Nozzle Size	Recommended Coating Type
L40T71	40	Std	1.0 mm (0.039 in)	Standard Coatings on small lightweight parts
L60M71	60	Smart	1.0 mm (0.039 in)	
L60T71	60	Std	1.0 mm (0.039 in)	
L60M72	60	Smart	1.2 mm (0.047 in)	
L60T72	60	Std	1.2 mm (0.047 in)	
L85M71	85	Smart	1.0 mm (0.039 in)	
L85T71	85	Std	1.0 mm (0.039 in)	

## Aerospace Gun Models

Equipped with aerospace air cap, high wear electrode, and precision high wear nozzle.

Part Number	Power Supply kV	Display Type	Nozzle Size	Recommended Coating Type
L85T73	85	Std	1.2 mm (0.047 in)	High solids and aerospace coatings
L85T75	85		1.5 mm (0.055 in)	
L85T78	85		1.8 mm (0.071 in)	

## Fixed Fluid Flow Gun Models

Equipped with ES On-Off and Fixed Fluid Valve, which extends electrode and nozzle life. For applications with abrasive, metallic, and extremely abrasive materials. Models are also equipped with standard air cap and precision high wear nozzle.

Part Number	Power Supply kV	Display Type	Nozzle Size	Electrode	Fluid Tube
L60T98	60	Std	1.5 mm (0.055 in)	Short	Standard
L60T99	60		1.5 mm (0.055 in)	Short	High Conductivity
L85T90	85		1.5 mm (0.055 in)	High Wear	Standard
L85T96	85		1.5 mm (0.055 in)	High Wear	High Conductivity

## High Air Flow Gun Models

Equipped with ES On-Off with Air Restrictor and Fluid Adjustment Valve, which limits air flow to the turbine. For applications that require high air flow at the air cap. Models are also equipped with standard air cap, fluid tube, nozzle and electrode.

Part Number	Power Supply kV	Display Type	Nozzle Size	Recommended Coating Type
L60M57	60	Smart	1.5 mm (0.055 in)	Standard and specialty coatings
L60T57	60	Std	1.5 mm (0.055 in)	
L85M57	85	Smart	1.5 mm (0.055 in)	
L85T57	85	Std	1.5 mm (0.055 in)	

## HVLP Gun Models

Equipped with HVLP air cap, standard fluid tube, nozzle and electrode.

Part Number	Power Supply kV	Display Type	Nozzle Size	Recommended Coating Type
L40M77	40	Smart	1.5 mm (0.055 in)	Standard
L40T77	40	Std	1.5 mm (0.055 in)	
L60M77	60	Smart	1.5 mm (0.055 in)	
L60T77	60	Std	1.5 mm (0.055 in)	
L85M77	85	Smart	1.5 mm (0.055 in)	
L85T77	85	Std	1.5 mm (0.055 in)	

# Ordering Information

## Pro Xp Air Spray

### Aircap Selection Chart

Part Number (color)	Pattern Shape	Length in (cm)	Recommended Fluid Viscosity cp at 70°F (21°C)	Recommended Production Rates
24N477 (black)	Round end	15-17 (381-432)	Light to medium (20-70 cp)	Up to 15 oz/min (450 cc/min)
24W279 (green)	Round end	15-17 (381-432)	Light to medium (20-70 cp)	Up to 15 oz/min (450 cc/min)
24N438 (black)	Round end	15-17 (381-432)	Light to medium (20-70 cp)	Up to 15 oz/min (450 cc/min)
24N376 (black), 24N276 (blue) 24N277 (red), 24N278 (green)	Tapered end	17-19 (432- 483)	Light to medium (20-70 cp)	Up to 15 oz/min (450 cc/min)
24N274 (black)	Tapered end	12-14 (305-356)	Light to medium (20-70 cp)	Up to 15 oz/min (450 cc/min)

- Distance to target: 10 in (254 mm)
- Fan air: adjusted for maximum width
- Inlet air pressure: 50 psi (3.4 bar, 34 kPa)
- Fluid flow rate: 10 oz/min (300 cc/min)

### Specialty Pattern Air Cap Selection Chart

Part Number (color)	Description	Pattern Shape	Length in (cm)	Recommended Fluid Viscosity cp at 70°F (21°C)	Recommended Production Rates
24N275 (black)	Aerospace	Tapered end	14-16 (356-406)	Light to heavy (20-360 cp), high solids (360+)	Up to 25 oz/min (750 cc/min)
24N279 (black)	High Solids	Round end	14-16 (356-406)	Medium to heavy (70-360 cp), high solids (360+)	Up to 15 oz/min (450 cc/min)
24N439 (black)	High Flow	Tapered end	11-13 (279-330)	Medium to heavy (70-360 cp), high solids (360+)	Up to 20 oz/min (600 cc/min)
25E670 (black)	Soft Spray	Round end	10-12 (254-305)	Light to medium (20-70 cp)	Up to 10 oz/min (300 cc/min)
25E671 (black)	HVLP	Round end	11-13 (279-330)	Light to medium (20-70 cp)	Up to 15 oz/min (450 cc/min)



Round Spray Air Cap

### Round Spray Pattern Air Cap Selection Chart

Part Number	Pattern Shape	Description	Nominal Pattern Diameter in. (mm)	Recommended Fluid Viscosity cp at 70°F (21°C)	Recommended Production Rates
25N836	Small Pattern	Dual inner and outer atomizing air design for improved atomization at low air flows	4 (102)	Light to medium (20-70 cp)	100 cc/min to 300 cc/min (3 oz/min to 10 oz/min)
25N837	Medium Pattern	Dual inner and outer atomizing air design for improved atomization at low air flows	6 (152)	Light to medium (20-70 cp)	100 cc/min to 300 cc/min (3 oz/min to 10 oz/min)
24N318	Large Pattern	Conventional round pattern design for larger patterns	8 (203)	Light to medium (20-70 cp)	100 cc/min to 300 cc/min (3 oz/min to 10 oz/min)



### Nozzles Selection Chart

#### Color Coded Fluid Nozzle for Standard Materials

Part Number	Color	Orifice Size - mm (inch)
24N619	Black	0.55 (0.022)
24N613	Black	0.75 (0.029)
25N895	Green	1.0 (0.042)
25N896	Gray	1.2 (0.047)
24N616	Black	1.5 (0.055)
25N897	Brown	1.8 (0.070)
24N618	Black	2.0 (0.080)

#### High Wear Fluid Nozzle (HW) for Abrasive Materials

hardened ceramic seat, for abrasives and metallics

Part Number	Color	Orifice Size - mm (inch)
24N620	Blue	0.75 (0.029)
24N621	Blue	1.0 (0.042)
24N622	Blue	1.2 (0.047)
24N623	Blue	1.5 (0.055)
24N624	Blue	1.8 (0.070)
24N625	Blue	2.0 (0.080)

#### Precision high wear nozzles (PHW) for Abrasive Materials

hardened SST seat and damage resistant SST tip; for standard coatings, abrasives, and metallics

Part Number	Color	Orifice Size - mm (inch)
25N831	Green	1.0 (0.042)
25N832	Gray	1.2 (0.047)
25N833	Black	1.5 (0.055)
25N834	Brown	1.8 (0.070)

#### High Wear Fluid Nozzles (color coded)



#### Precision High Wear Fluid Nozzles (color coded)



### Electrode Selection Chart

Part Number	Color	Description	Guidelines for Use
24N651	Gray	Standard	Electrode assembly with a flexible snap-back wire.
25N856	Gray	Short	Electrode assembly with a short snap-back wire. Extends wear life of the electrode wire in extremely abrasive materials.
24N704	Blue	High wear (HW)	Electrode assembly with a hard wire. Extends wear life of the wire with abrasive materials.
25N857	Brown	Hardened	Electrode assembly with a hardened carbide wire. Extends wear life of the wire with extremely abrasive materials.



Electrodes

# Ordering Information

## Air Assist Gun Models

### Air Assist Gun Models

Part Number	Power Supply kV	Recommended Coating Type	Display Type
H85T10	85	Standard	Standard
H85M10	85	Standard	Smart
H60T10	60	Standard	Standard
H60M10	60	Standard	Smart
H85T57*	85	Standard	Standard
H85M57*	85	Standard	Smart

All gun models include AEM or AEF tip of choice.

\* Equipped with ES on-off with air restrictor for limiting air flow to the turbine. For applications that require high air flow at the air cap.

### AEF Fine Finish Pre-Orifice Spray Tips

Recommended for high finish quality applications at low and medium pressures. AEF tips have a pre-orifice that assists in atomizing shear thinning materials. Order desired tip, Part No. AEFxxx, where xxx = 3-digit number from the matrix below.

Orifice Size inch (mm)	Fluid Output fl oz/min (l/min)		Maximum Pattern Width at 12 inches (305 mm) inches (mm)						
	at 600 psi (41 bar, 4.1 MPa)	at 1000 psi (70 bar, 7.0 MPa)	6-8 (150-200)	8-10 (200-250)	10-12 (250-300)	12-14 (300-350)	14-16 (350-400)	16-18 (400-450)	
0.008 (0.203)	8.5 (0.25)	11.0 (0.32)				608			
0.010 (0.254)	9.5 (0.28)	12.5 (0.37)	310	410	510	610	710	810	
0.012 (0.305)	12.0 (0.35)	16.0 (0.47)	312	412	512	612	712	812	
0.014 (0.356)	16.0 (0.47)	21.0 (0.62)	314	414	514	614	714	814	
0.016 (0.406)	20.0 (0.59)	26.5 (0.78)	–	416	516	616	716	–	

\* Tips are tested in water.

Fluid output (Q) at other pressures (P) can be calculated by this formula:  $Q = (0.041) (QT) \sqrt{P}$  where QT = fluid output (fl oz/min) at 600 psi from the above table for the selected orifice size.

### AEM Spray Tips

Recommended for high finish quality applications at low and medium pressures. Order desired tip, Part No. AEMxxx, where xxx = 3-digit number from the matrix below.

Orifice Size inch (mm)	Fluid Output fl oz/min (l/min)		Maximum Pattern Width at 12 inches (305 mm) inches (mm)							
	at 600 psi (41 bar, 4.1 MPa)	at 1000 psi (70 bar, 7.0 MPa)	2-4 (50-100)	4-6 (100-150)	6-8 (150-200)	8-10 (200-250)	10-12 (250-300)	12-14 (300-350)	14-16 (350-400)	16-18 (400-450)
0.007 (0.178)	4.0 (0.1)	5.2 (0.15)	107	207	307	–	–	–	–	–
0.009 (0.229)	7.0 (0.2)	9.1 (0.27)	–	209	309	409	509	609	–	–
0.011 (0.279)	10.0 (0.3)	13.0 (0.4)	–	211	311	411	511	611	711	–
0.013 (0.330)	13.0 (0.4)	16.9 (0.5)	–	213	313	413	513	613	713	813
0.015 (0.381)	17.0 (0.5)	22.0 (0.7)	–	215	315	415	515	615	715	815
0.017 (0.432)	22.0 (0.7)	28.5 (0.85)	–	217	317	417	517	617	717	–
0.019 (0.483)	28.0 (0.8)	36.3 (1.09)	–	–	319	419	519	619	719	–
0.021 (0.533)	35.0 (1.0)	45.4 (1.36)	–	–	–	421	521	621	721	821
0.023 (0.584)	40.0 (1.2)	51.9 (1.56)	–	–	–	423	523	623	723	823
0.025 (0.635)	50.0 (1.5)	64.8 (1.94)	–	–	–	425	525	625	725	825
0.029 (0.736)	68.0 (1.9)	88.2 (2.65)	–	–	–	–	–	–	–	829
0.031 (0.787)	78.0 (2.2)	101.1 (3.03)	–	–	–	431	–	631	–	831
0.033 (0.838)	88.0 (2.5)	114.1 (3.42)	–	–	–	–	–	–	–	833
0.037 (0.939)	108.0 (3.1)	140.0 (4.20)	–	–	–	–	–	–	737	–
0.039 (0.990)	118.0 (3.4)	153.0 (4.59)	–	–	–	–	539	–	–	–

\* Tips are tested in water.

Fluid output (Q) at other pressures (P) can be calculated by this formula:  $Q = (0.041) (QT) \sqrt{P}$  where QT = fluid output (fl oz/min) at 600 psi from the above table for the selected orifice size.



### Air Assist Round Spray Tips

Part #24N319 — Round Spray Conversion Kit can be used to convert a standard air assist spray gun to a round spray aircap. A tip from the below chart is required.

Part Number	Size Number	Approximate Flow Rates for Light to Medium Viscosity Coatings (20–40 centipoise)*		
		300 psi (2.1MPa, 21 bar)	600 psi (4.2 MPa, 42 bar)	1200 psi (8.4 MPa, 84 bar)
236836	4A	2.5 oz/min (73 cc/min)	4.1 oz/min (120 cc/min)	5.7 oz/min (170 cc/min)
236837	6A	2.9 oz/min (86 cc/min)	5.1 oz/min (150 cc/min)	7.4 oz/min (220 cc/min)
236838	7A	3.2 oz/min (95 cc/min)	5.4 oz/min (160 cc/min)	7.8 oz/min (230 cc/min)
236839	5B	5.4 oz/min (160 cc/min)	7.8 oz/min (230 cc/min)	11.0 oz/min (330 cc/min)
236840	7B	7.1 oz/min (210 cc/min)	9.1 oz/min (270 cc/min)	14.2 oz/min (420 cc/min)
236841	9B	8.8 oz/min (260 cc/min)	11.8 oz/min (350 cc/min)	17.9 oz/min (530 cc/min)
236842	11B	11.8 oz/min (350 cc/min)	16.2 oz/min (480 cc/min)	23.7 oz/min (700 cc/min)

\* Flows are based on white acrylic, enamel paint.

See Round Spray Kit manual 3A2499 for more information

### Air Assist Gun Inline Fluid Filter Kits

Filter Kit Part No.	Filter Size	Quantity
238563	60 mesh (black)	3
238561	100 mesh (black)	3
224453		5
25N891	150 mesh (red)	1
25N892		3
25N893	200 mesh (yellow)	1
25N894		3



# Ordering Information

## Gun Model Accessories

### Grounded Air Hoses (required for use)

Length	Air Flex™	Air Flex with QD	Standard	Waterborne*
6 ft (1.8 m)	244963	–	223068	235068
15 ft (4.6 m)	244964	–	223069	235069
25 ft (7.6 m)	244965	24N736	223070	235070
36 ft (11 m)	244966	24N737	223071	235071
50 ft (15 m)	244967	24N738	223072	235072
75 ft (23 m)	244968	–	223073	235073
100 ft (30.5 m)	244969	–	223074	235074

Air Flex: EPDM rubber core and cover for extra flexibility.

Air Flex with QD: Hose includes Quick Disconnect coupling, part number 112534

Standard: Modified semi-conductive polyamide core, urethane cover for added durability.

\*Waterborne (required for isolated waterborne applications): Conductive SST wire braid for grounding. Polyurethane tube and cover.

### Air Hose Accessories

Part Number	Description
24N642	Ball Swivel for gun air inlet. 1/4 npsm (left-handed thread).
112534	Air quick disconnect coupling
185493	Air Hose Adaptor. 1/4 npt (m) x 1/4 - 18 npsm (left-hand thread)
24A225	50 ft (15 m); air hose 0.375 in. (10 mm) ID; 3/8 npsm(f) x 1/4 npsm(f) left-hand thread
24A226	75 ft (23 m); air hose 0.375 in. (10 mm) ID; 3/8 npsm(f) x 1/4 npsm(f) left-hand thread
24N994	High conductivity hose. 25 ft length to replace 60 kV HC fluid tube kit.

### Operator Accessories

Part Number	Description
117823	Conductive Gloves, box of 12 (small)
117824	Conductive Gloves, box of 12 (medium)
117825	Conductive Gloves, box of 12 (large)
24N603	Gun Covers. For 40 kV and 60 kV guns. Box of 10.
24N604	Gun Covers. For 85 kV guns. Box of 10.
24N758	Display Covers. Keeps Smart display clean. Package of 5.
24N520	Comfort Grip. Snap-on grip increases handle size to reduce operator fatigue. Medium size.
24N521	Comfort Grip. Snap-on grip increases handle size to reduce operator fatigue. Large size.
24P170	Metal trigger to replace standard trigger.
24P171	Four-finger Trigger Kit. To convert Pro Xp air spray guns to a four-finger trigger.

### Adjustment Knob Accessories

Part Number	Description
25N919	Quick adjust fan valve with spring return
24P172	Quick Adjust Knob. For quick change of fan size
24N636	Low profile atomizing air control
26A160	ES On/Off Valve Air Restrictor for high atomizing air applications - Air Spray gun
26A294	ES On/Off Valve Air Restrictor for high atomizing air applications - Air Assist gun
24N632	ES On-Off and Fixed Fluid Valve

### Test Equipment

Part Number	Description
241079	Megohmmeter. 500 V output, 0.01-2000 megohms. Use for ground continuity and gun resistance tests.
722886	Paint Resistance Meter. Use for fluid resistivity test.
722860	Paint Probe. Use for fluid resistivity test. These two parts must be used together.
245277	Test Fixture. High Voltage Probe and kV meter. Use to test the electrostatic voltage of the gun and the condition of the alternator and power supply when being serviced.
24R038	Test fixture adaptor to change from Pro Xs to Pro Xp
25E919	HVLP Verification Kit. For use with HVLP air cap part #25E671

# Technical Specifications

## Pro Xp Electrostatic Guns

	Pro Xp40	Pro Xp60	Pro Xp85	Pro Xp60 AA	Pro Xp85 AA	Pro Xp WBx
Maximum Voltage Output	40 kV	60 kV	85 kV	60 kV	85 kV	40 kV
Maximum Working Fluid Pressure	100 psi (7 bar, 0.7 MPa)	100 psi (7 bar, 0.7 MPa)	100 psi (7 bar, 0.7 MPa)	3000 psi (210 bar, 21 MPa)	3000 psi (210 bar, 21 MPa)	100 psi (7 bar, 0.7 MPa)
Maximum Working Air Pressure	100 psi (7 bar, 0.7 MPa)	100 psi (7 bar, 0.7 MPa)	100 psi (7 bar, 0.7 MPa)	100 psi (7 bar, 0.7 MPa)	100 psi (7 bar, 0.7 MPa)	100 psi (7 bar, 0.7 MPa)
Gun Weight (without hose)*	19.8 oz (560 g)	21 oz (600 g)	23.8 oz (675 g)	23 oz (660 g)	25.7 oz (728 g)	19.8 oz (560 g)
Gun Length	8.7 in (22 cm)	9.5 in (24 cm)	10.5 in (26.5 cm)	9.7 in (24.5 cm)	10.7 in (27 cm)	8.7 in (22 cm)
Recommended paint resistivity range	Standard	25 MΩ/cm to ∞	25 MΩ/cm to ∞	25 MΩ/cm to ∞	3 MΩ/cm to ∞	3 MΩ/cm to ∞
	High Cond.	1 to 25 MΩ/cm	1 to 25 MΩ/cm	1 to 25 MΩ/cm	–	–
	Waterborne	–	≤ 1 MΩ/cm	–	≤ 1 MΩ/cm	–
Fluid Inlet	3/8 npsm(m)	3/8 npsm(m)	3/8 npsm(m)	1/4-18 npsm(m)	1/4-18 npsm(m)	3/8 npsm(m)
Air Inlet	1/4 npsm(m) left handed thread	1/4 npsm(m) left handed thread	1/4 npsm(m) left handed thread	1/4 npsm(m) left handed thread	1/4 npsm(m) left handed thread	1/4 npsm(m) left handed thread
Instruction Manual	Standard	3A2494	3A2494	3A2495	3A2495	–
	Waterborne	–	3A2496	–	3A2497	–

\*Standard gun model. For other models reference the instruction manual.

### Approvals for Pro Xp\* Guns

Approved for use in Class I, Division I locations spraying Group D Materials.

Approved for use in Group II, Category 2 locations spraying Group IIA materials.

\*Patent pending

All written and visual data contained in this document are based on the latest product information available at the time of publication. Graco reserves the right to make changes at any time without notice.

Call today for product information or to request a demonstration.  
**877.84GRACO** (1-877-844-7226) or visit us at [www.graco.com/ProXp](http://www.graco.com/ProXp).

©2021 Graco Inc. Form No. 345131 Rev. C 06/21 Electronic Only.  
 All other brand names or marks are used for identification purposes and are trademarks of their respective owners. For more information on Graco's intellectual property, see [www.graco.com/patent](http://www.graco.com/patent) or [www.graco.com/trademarks](http://www.graco.com/trademarks).

